




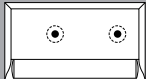
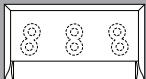
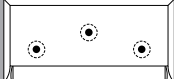
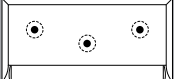




SPECIFICATION AND CROSS REFERENCE CHART

SCULPTED BASES					
					
PART NUMBER	10163	10164	10174	11164	10165
SIZE (L x W x H)	3/4" X 3 1/2" X 1"	3/4" X 4 1/2" X 1"	4 3/8" X 4 1/2" X 1"	3/4" X 4 1/2" X 1"	3/4" X 5 1/2" X 1"
PRE-DRILLED HOLES	1	1	1	2	2
PILOT HOLES	0	0	0	0	0
PRICE CODE: A*, M*	L	N	R	O	R
PRICE CODE: HSKM*	N	O	-	-	S
PRICE CODE: KM*	V	X	X	Y	Z
STANDARD PACK QTY.	50	50	50	50	50
CAP CROSS REFERENCE**	-	A, B	A, B	-	A, B

SCULPTED BASES				
				
PART NUMBER	10166	10176	10167	10168
SIZE (L x W x H)	3/4" X 7" X 1"	3 3/4" X 7" X 1"	4 1/4" X 8 1/2" X 1"	4 1/4" X 8 1/2" X 1"
PRE-DRILLED HOLES	2	0	3	3
PILOT HOLES	0	6	0	1
PRICE CODE: A*, M*	U	U	W	V
PRICE CODE: HSKM*	-	-	-	W
PRICE CODE: KM*	BB	AA	CC	CC
STANDARD PACK QTY.	40	40	30	30
CAP CROSS REFERENCE**	A, B	A, B, C	A, B	D, #69 PEDESTAL

* WHEN ORDERING, PLEASE ADD SUFFIX CODE TO PART NUMBERS TO INDICATE THE DESIRED FINISH.
M = WHITE MARBLE, A = WALNUT, KM = BLACK MARBLE, HSKM = HOT STAMP BLACK MARBLE
COMBINATION CODE = 9.

** THE LETTER CODES REFERENCE THE CAPS SHOWN ON PAGE 4/2. ADDITIONAL COLUMN LIDS ARE SHOWN ON PAGE 9/1